




Spring is Blooming at iGrowUp



University of North Carolina Greensboro Spring 2026

Welcome Spring!

Let's embrace the sunshine and fresh beginnings
that Spring brings to our community!

Spring Staff Spotlight



Agona Lutolli, Ph.D.

Agona Lutolli is a first-year SRCD State Policy Post-Doctoral Fellow in the Division of Safety & Permanence, Wisconsin Department of Children and Families. Dr. Lutolli received her Ph.D in Human Development and Family Studies from UNCG. As a graduate research assistant, she worked on the iGrow and iGrowUp studies. Her dissertation focused on risk and resilience among immigrant parents. She believes it is essential to investigate risk and resilience among immigrant families, not only to further the understanding of the mechanisms that shape their experiences but also to examine how existing policies support or hinder them. The overarching goal of her research is to provide valuable insights to inform the development of interventions and policies that better address immigrant families' unique needs and foster their well-being.

Toilet Paper Roll Bee Craft

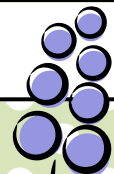

What you'll need:


- 1 empty toilet paper roll
- yellow and black paper or markers/crayons
- glue stick
- white paper
- scissors (adult help recommended)
- black pipe cleaners



Steps:

1. Wrap yellow paper around the toilet paper roll and glue it in place (no yellow paper? - color the roll with crayons or markers)
2. Glue on black paper strips or draw black stripes around the roll
3. Cut out two small wing shapes from white paper and glue them to the back of the roll
4. Draw eyes and a smile on the front (you can also glue on googly eyes if you have them)
5. Curl or roll the pipe cleaners to look like antennas and glue them to each side of the head
6. Let it dry
7. Once dry, your bee is ready to "buzz" around the house





Outside Scavenger Hunt: What can you find outside?

Feel free to collect, take pictures or cross off the list!

- A cool-looking rock
- Something yellow
- Something smooth
- Something that smells good
- A cloud
- Water
- Something rough
- Something red
- Something that feels warm
- A stick
- Something that feels cold
- Something that moves
- A big leaf
- A flower
- Something that makes a sound

Spring Parfait Cups

What you'll need:

- Vanilla or strawberry yogurt
- Your favorite fresh fruit (sliced)
- Granola
- Clear plastic cup

Steps:

1. Add a layer of yogurt to the bottom of the cup (about 2-3 spoonfuls)
2. Place a layer of sliced fruit on top of the yogurt
3. Add a small handful of granola over the fruit
4. Add one more layer of yogurt and fruit if your cup has room
5. Serve right away and admire your colorful spring layers



Upcoming Events

Tot Time Play at Glenwood

03/25/2026 11:00 AM - 12:00 PM

Location: Glenwood Recreation Center

Cost: Free

Paint Palooza for Spring Break

03/31/2026 2:00 PM - 4:00 PM

Location: Glenwood Branch Library

Cost: Free

Mess Makers Storytime

04/13/2026 10:30 AM - 11:00 AM

Location: Miriam P. Brenner Children's Museum

Cost: Free

LEGOs at the Library

04/15/2026 3:00 PM - 5:00 PM

Location: Kathleen Clay Edwards Family Branch Library

Cost: Free

Birdhouse Painting

04/22/2026 3:30 PM - 5:30 PM

Location: Kathleen Clay Edwards Family Branch Library

Cost: Free

Ladybugs Dance & Tumbling Class

05/15/2026 6:00 PM - 8:00 PM *(also happens many times before this date!)*

Location: Lewis Recreation Center

Cost: \$5

Spring: A lovely reminder of how beautiful change can be

UNCG IGROWUP
PHONE NUMBER: 336-334-5328
EMAIL: IGROW@UNCG.EDU

Project Updates:

3 y visits done!
5 y visits ongoing
New grant to follow children from ages 7 to 10 is in development now.
Stay tuned!

For more events scan this QR Code

